

















LAND USE MAP LEGEND:

	CONVENIENCE BUSINESS (CB)		HIGH DENSITY RESIDENTIAL 2 (HDR-2)		MEDIUM DENSITY RESIDENTIAL 1 (MDR-1)		RURAL		CONTRACT USE
	DOWNTOWN DEVELOPMENT (DD)		INDUSTRIAL (IND)		MEDIUM DENSITY RESIDENTIAL 2 (MDR-2)				CONTRACT USE ADAPTIVE REUSE (C-AR)
	GENERAL BUSINESS (GB)		INDUSTRIAL 2 (IND-2)		OFFICE RESIDENTIAL (OR)				CONTRACT USE ADAPTIVE RESIDENTIAL MULTI-UNIT (C-ARM)
	HIGH DENSITY RESIDENTIAL (HDR)		LOW DENSITY RESIDENTIAL (LDR)		PROFESSIONAL BUSINESS (PB)				